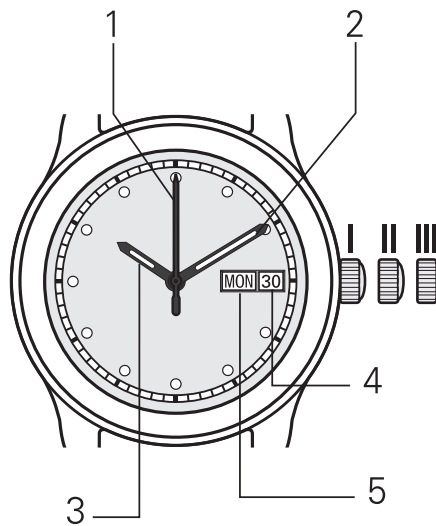


Analogue Quartz Watches

User's Manual





Display and functions

- ❶ Seconds hand
- ❷ Minute hand
- ❸ Hour hand
- ❹ Date*
- ❺ Day*

* According to model

Models with a screwed crown:

-  IA Initial position (screwed down, not pulled out)
 IB Winding position (unscrewed, not pulled out)

Congratulations

We congratulate you on choosing a CERTINA® watch, a Swiss brand among the most highly renowned in the world. Meticulously designed, using only the highest quality materials and components, your watch is protected against shocks and impacts, variations in temperature, water and dust and also benefits from the **DS** concept.

To ensure that your watch operates with perfect precision for many years to come, we advise you to pay very careful attention to the advice provided hereafter.

This user's manual applies to **all CERTINA® quartz, quartz solar or autoquartz watches**. Please refer to the explanations relating specifically to your watch model.

The **DS** (Double Security) concept is characterised by:

- an extreme shock resistance to scratches and impact,
- an ultra-resistant sapphire crystal,
- a gasket inside the crown and a gasket around the winding stem guaranteeing the water resistance of the watch even when the crown is pulled out,
- a reinforced case back.

Recharging the accumulator

Models with screwed crown

To ensure even better water resistance, certain models are fitted with a screwed crown. Before setting the time, date* or day*, you must first unscrew the crown into position **IB** before you can pull it out to position **II** or **III**.

Important: After every operation, the crown must be screwed back in to maintain the water-resistance of the watch.

Quartz watches

Quartz watches are battery powered, and cannot be recharged.

Autoquartz watches

To wind an Autoquartz watch, turn the crown through a few dozen (~50) revolutions in position **I** (or **IB** for models with screwed crown). The automatic winding system will then ensure that the watch is fully wound by means of your wrist movements alone. The watch needs to be worn for several weeks to reach maximum charge, and thereby achieve its theoretical power reserve of 100 days.

Quartz solar watches

These watches do not have a winding crown. To recharge the accumulator, expose the dial of your watch either to the sun or to artificial light.

Settings

NB: Please take account of the information above if your watch is fitted with a screwed crown.

Setting the time

Pull the crown out to position **III** and turn it in either direction until the desired time is displayed.

On certain models with a seconds hand, you can synchronize it with an official time signal (radio/TV/Internet). When the crown is pulled out to position **III**, the seconds hand is stopped. Once the time is synchronised, push the crown back into position **I** (and screw it back in on models with a screwed crown).

Rapid correction of the date* and day*

NB: Do not perform a rapid date correction between 22:00 and 02:00.

Pull the crown out to position **II** and turn it clockwise until the desired date is displayed, or counterclockwise to correct the day. During this operation, your watch will keep operating, so you will not need to adjust the time.

Technical information

CERTINA® quartz watches

Boasting the incomparable accuracy of quartz, they generally have a power reserve of more than 2 years in continuous use, though this varies slightly depending on the habits of the wearer and the ambient temperature. Similarly, the ambient temperature may affect the accuracy of quartz movements, causing variations of around -0.5 to +0.7 seconds per day. All you have to do is to set the time, and possibly the date if your watch is equipped with a display of this kind (see the "Settings" section).

EOL Function – (End of Life)

The battery end of life is indicated by the seconds hand making 4-second jumps. The watch will keep operating for a few more days, but the battery should be removed and replaced by an approved CERTINA® service centre as soon as possible.

CERTINA® Autoquartz watches

As accurate as a quartz watch yet operating without a battery, these watches are equipped with an accumulator which automatically recharges its energy by means of your wrist movements. The oscillation movements of your wrist turn an oscillating weight, each rotation of which activates a micro-generator which in turn charges an accumulator with electrical energy.

Power supply

The lithium accumulator has an average service life of more than 10 years. Never replace it with a conventional silver oxide battery, since this would irrevocably destroy the movement.

EOE Function – (End of Energy)

Your CERTINA® Autoquartz watch is equipped with an EOE (End of Energy) energy requirement indicator. If you observe the seconds hand jump every 4 seconds, it means that your watch needs to be wound (see the "Winding" section).

Water-resistance

CERTINA® watches are designed to withstand a pressure of up to 3 bar (30 m / 100 ft), 5 bar (50 m / 165 ft), 10 bar (100 m / 330 ft), 20 bar (200 m / 660 ft) or 30 bar (300 m / 1000 ft), depending on the information shown on the case-back.

A watch cannot be permanently guaranteed absolutely water-resistant. It may be affected by ageing of the gaskets or by an accidental impact on the watch. We recommend that you have your watch's water resistance checked once a year by an approved CERTINA® service centre.

Care and maintenance

Temperature

Do not expose your watch to sudden temperature changes (exposure to sunlight followed by immersion in cold water) or extreme temperatures (over 60°C (140°F) or below 0°C (32°F)).

Magnetic fields

Do not expose your watch to intense magnetic fields such as those generated by loudspeakers, mobile phones, computers, refrigerators or other electromagnetic appliances.

Shocks and impacts

Avoid thermal shocks or impacts, since they may harm your watch. In the event of a violent impact please have your watch checked by an approved CERTINA® service centre.

Harmful products

Prevent your watch from coming into any direct contact with solvents, detergents, perfumes, cosmetic products etc., since they may damage the bracelet, the case or the gaskets.

Cleaning

We would advise you to clean your watch regularly (except for the leather strap) using a soft cloth and lukewarm soapy water. After immersion in salty water, rinse your watch in fresh water and leave it to dry completely.

Quartz or Autoquartz watches

If you are considering not wearing your watch for a few weeks or months, we would advise you to pull the crown out to the last stop before storing it. This will reduce energy consumption.


Services

Like any precision instrument, a watch must be serviced regularly for optimum operation. As a general rule, we recommend that you have your watch checked every 3 to 4 years by your approved CERTINA® retailer or service centre. However, please note that depending on the climate and the conditions of use of the watch, a shorter interval may be required. To benefit from the highest standards of service and to ensure your guarantee remains in force, please always contact an approved CERTINA® retailer or service centre.

Availability of spare parts

From the stoppage date of the watch production, CERTINA® guarantees the availability of its spare parts for a minimum period of 10 years for standard watches, and for a period of up to 20 years for gold watches. If for any reason production of a particular spare part is stopped or deferred, CERTINA® reserves the right, at its sole discretion, to offer the customer an alternative solution.

Collection and treatment of end of life quartz watches*

 This symbol indicates that this product should not be disposed of as household waste. It must be returned to an approved collection point. By following this procedure you will contribute to safeguarding the environment and human health. Recycling the materials will help to conserve natural resources.

Battery type: silver oxide and zinc button cell.

Autoquartz: manganese dioxide and lithium button cell.

* Valid in European Community member states and in any countries with comparable legislation.